

Enable Project Administrators to Manage Project Costs

ORACLE PPM CLOUD SERVICES SOLUTION OVERVIEW | MARCH 2018



ORACLE®



Disclaimer

The following is intended to outline our general product direction. It is intended for information purposes only, and may not be incorporated into any contract. It is not a commitment to deliver any material, code, or functionality, and should not be relied upon in making purchasing decisions. The development, release, and timing of any features or functionality described for Oracle's products remains at the sole discretion of Oracle.



Table of Contents

Disclaimer	1
Requirements Overview	1
Solution Overview	1
Implementation Steps	1
Tips and Considerations	7

Requirements Overview

Enable project administrators to manage project costs and perform necessary adjustments on them.

Solution Overview

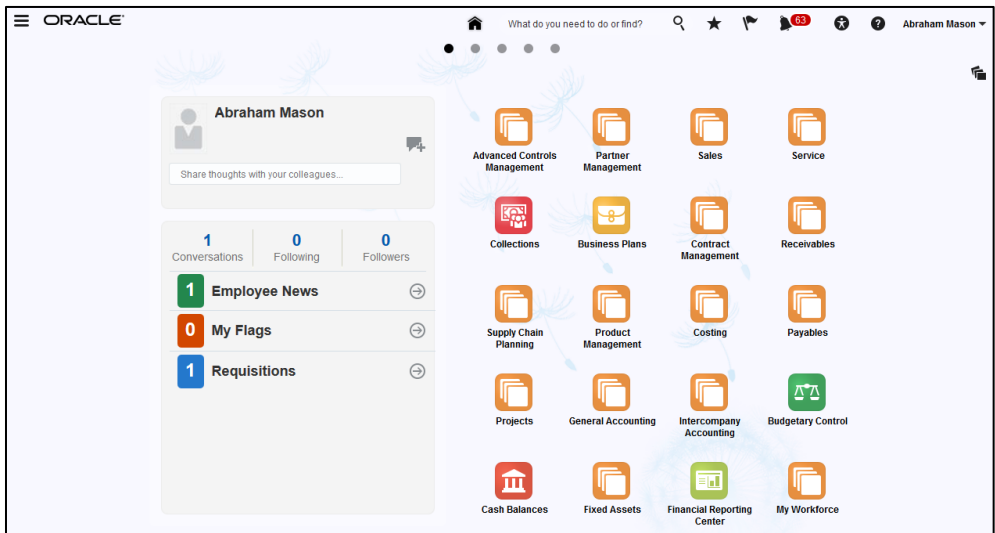
The solution utilizes the page modification framework to enable a link in the existing panel drawer of the Project Financial Management work area to manage project costs. Page Composer will be used to access the properties of the panel drawer component within the Project Financial Management work area.

Additional information on how to manage this type of page modification can be found in the Configuring and Extending Applications guide.

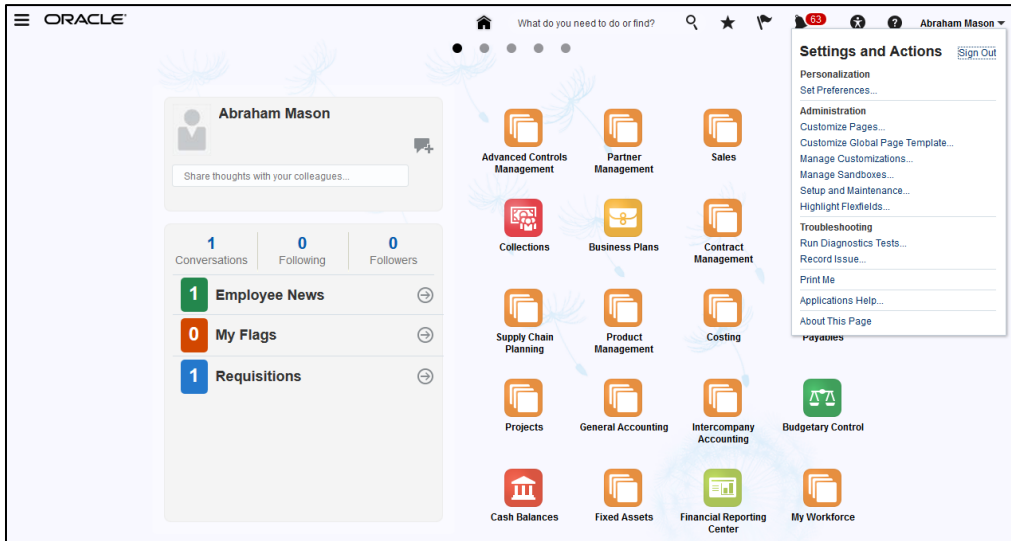
The implementation steps are valid starting with Release 12.

Implementation Steps

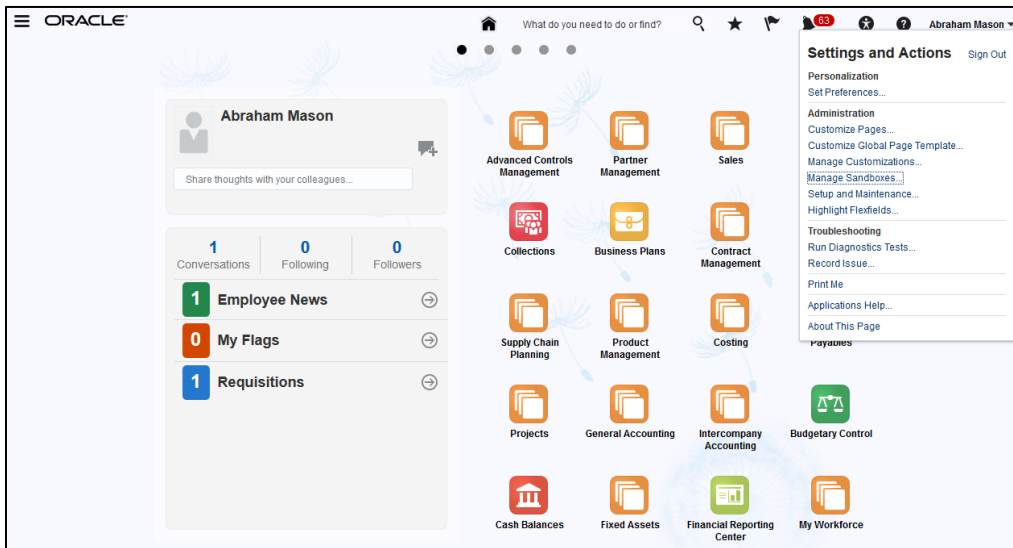
1. Log into Oracle Fusion Applications.



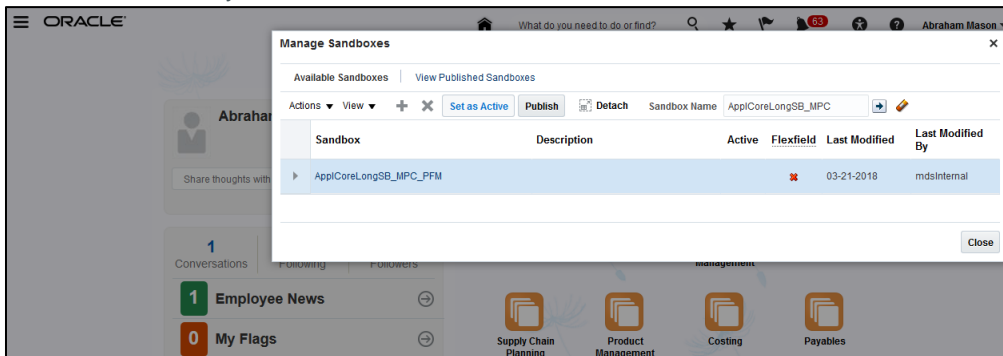
2. On the Home page click your username in the Global Header.



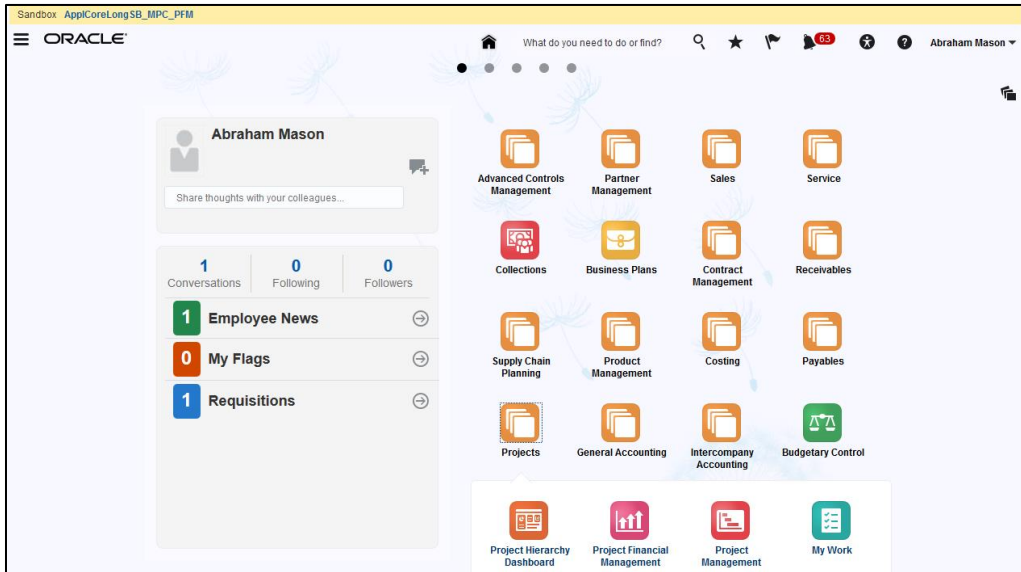
3. From **Setting and Actions** in the **Administration** category click the **Manage Sandboxes** link.



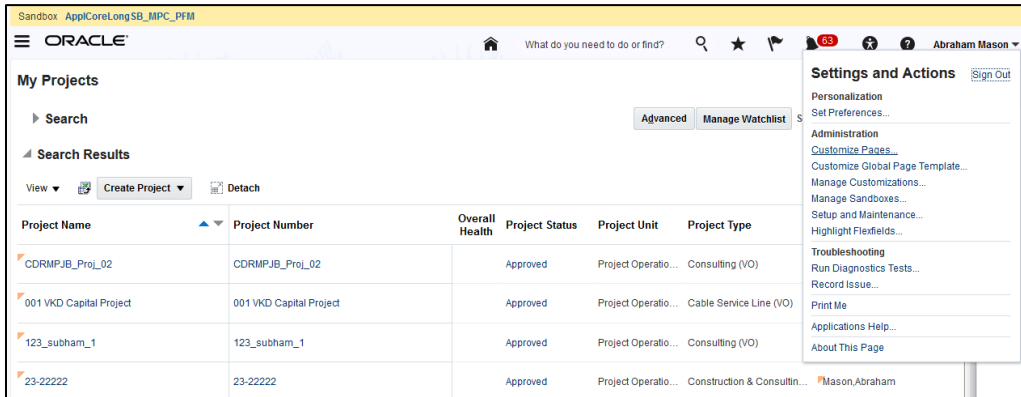
4. Select the sandbox you would like to work on and click **Set as Active**.



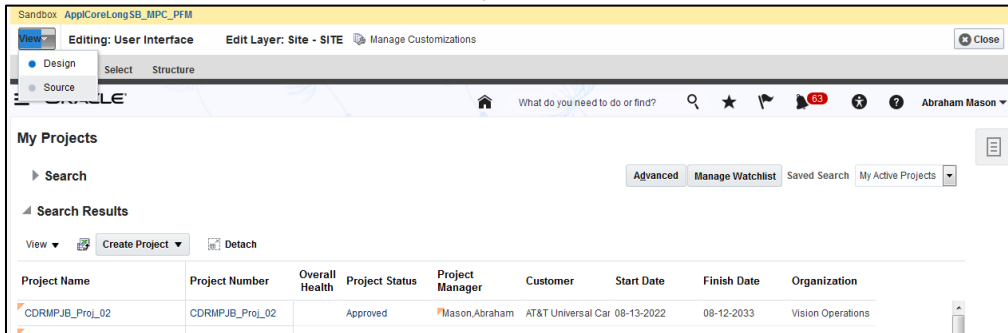
5. Click **Project Financial Management**.



6. Click your username in the Global Header and click the **Customize Pages** link.



7. Click **View** and select **Source** from the drop down list.



8. Click the **Panel Drawer** icon.

9. Click **Edit** on the **Confirm Shared Component Edit** popup.

The screenshot shows the Oracle Project Management System interface. A table of projects is displayed with columns: Project Name, Project Number, Overall Health, Project Status, Project Manager, Customer, Start Date, Finish Date, and Organization. A modal popup titled 'Confirm Task Flow Edit' is overlaid on the table, asking 'Are you sure you want to edit this task flow?' and providing an 'Edit' button. The popup also contains a warning: 'You are opening a shared task flow for editing. The changes you make will affect this instance and every other instance of this task flow on other pages.' and a checkbox for 'Do not ask next time'.

Project Name	Project Number	Overall Health	Project Status	Project Manager	Customer	Start Date	Finish Date	Organization
CDRMPJB_Proj_02	CDRMPJB_Proj_02	Approved				2022	08-12-2033	Vision Operations
001 VKD Capital Project	001 VKD Capital Project	Approved				2000	12-31-2011	Vision Operations
123_subham_1	123_subham_1	Approved				2015	12-31-2015	Vision Operations
23-22222	23-22222	Approved				2018	07-11-2018	Vision Operations
2#FBDI	2#FBDI	Approved				2017	11-03-2017	Vision City Oper...
500RaPerTask1	500RaPerTask1	Approved				2017	04-02-2018	Vision Operations
AK 2000	AK 2000	Approved		Mason,Abraham		01-02-2012	12-31-2015	Vision Operations

10. Scroll down to the bottom of the page.

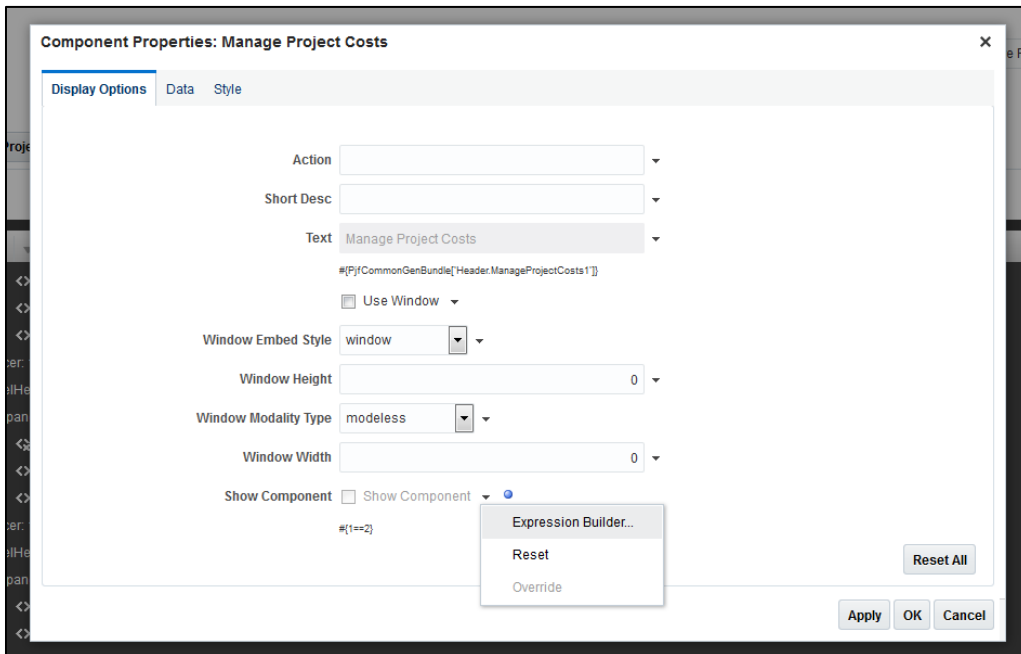
11. Select **commandLink: Manage Project Costs** under panelHeader: Analyze.

The screenshot shows the Oracle Project Management System interface with the 'Manage Project Costs' command link highlighted in the 'Analyze' panel header. The interface includes a search bar, a table of projects, and a dock at the bottom containing various command links and panel headers.

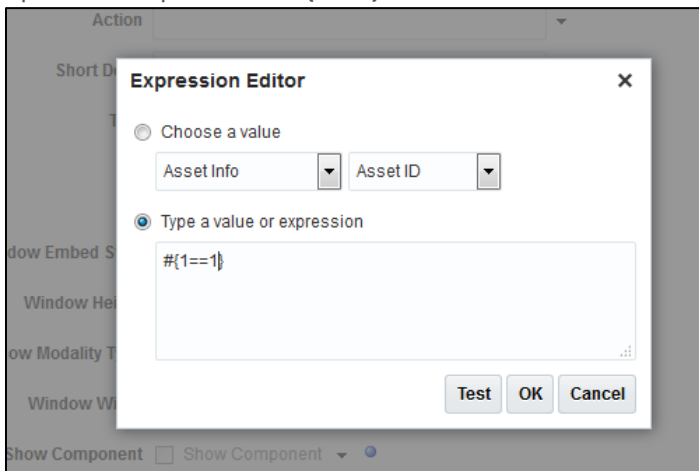
```
commandLink: Manage Project Budget
commandLink: Track Financial Project Progress
commandLink: Manage Project Forecast
spacer: 10
panelHeader: Analyze
  panelList
    commandLink: Manage Project Costs
    commandLink: Review Project Performance
    commandLink: Analyze KPI Categories
```

12. Click the **Show the properties of above** button from the action bar.

13. At the bottom of the popup, click the **Expression Builder** menu item of the Show Component attribute.



14. Update the expression to `#{1==1}` as shown below.

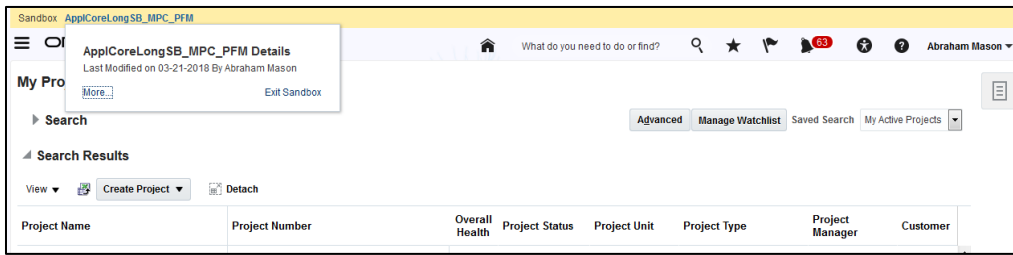


15. Click **OK**.

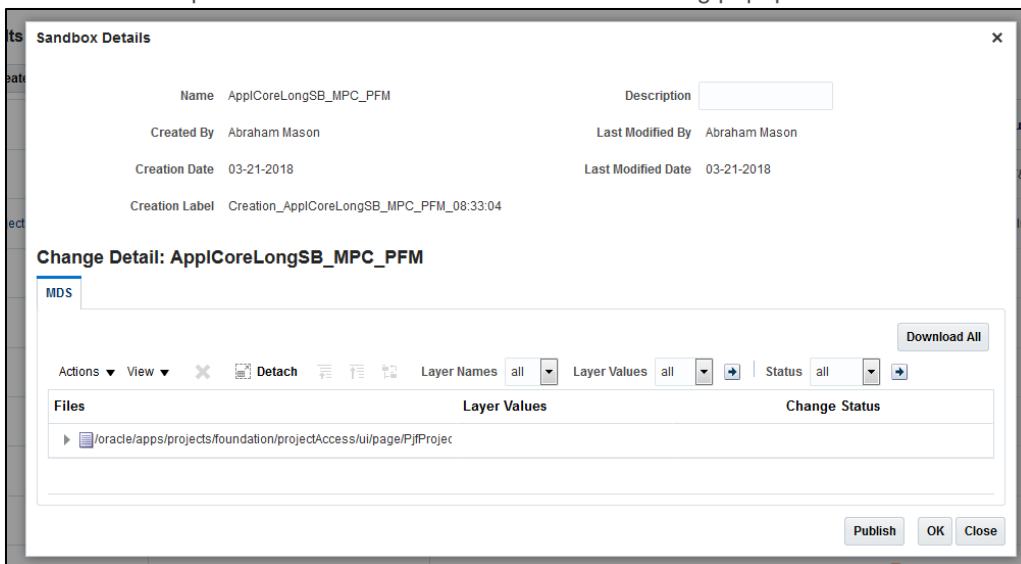
16. Click **Apply** and **OK**.

17. Click **Close**.

18. Click the name of the sandbox.



19. Click **More...** link.
20. Click **Publish** to publish the sandbox. Click **Yes** on the warning popup.







Tips and Considerations

1. The Manage Project Costs option will appear disabled in the panel drawer unless you select a project.
2. You can use groovy expressions applied to the Show Component property to hide/show the panel drawer option based on a security role. For example, the following groovy expression will show the Manage Project Costs panel drawer option to users who have been assigned the role specified.

```
#{securityContext.userInRole[ORA_PJF_PROJECT_ADMINISTRATOR_JOB]}
```



CONNECT WITH US

-  blogs.oracle.com/oracle
-  facebook.com/oracle
-  twitter.com/oracle
-  oracle.com

Oracle Corporation, World Headquarters

500 Oracle Parkway
Redwood Shores, CA 94065, USA

Worldwide Inquiries

Phone: +1.650.506.7000
Fax: +1.650.506.7200

Hardware and Software, Engineered to Work Together

Copyright © 2017, Oracle and/or its affiliates. All rights reserved. This document is provided for information purposes only, and the contents hereof are subject to change without notice. This document is not warranted to be error-free, nor subject to any other warranties or conditions, whether expressed orally or implied in law, including implied warranties and conditions of merchantability or fitness for a particular purpose. We specifically disclaim any liability with respect to this document, and no contractual obligations are formed either directly or indirectly by this document. This document may not be reproduced or transmitted in any form or by any means, electronic or mechanical, for any purpose, without our prior written permission.

Oracle and Java are registered trademarks of Oracle and/or its affiliates. Other names may be trademarks of their respective owners.

Intel and Intel Xeon are trademarks or registered trademarks of Intel Corporation. All SPARC trademarks are used under license and are trademarks or registered trademarks of SPARC International, Inc. AMD, Opteron, the AMD logo, and the AMD Opteron logo are trademarks or registered trademarks of Advanced Micro Devices. UNIX is a registered trademark of The Open Group.0115

Enable Project Administrators to Manage Project Costs
March 2018
Author: Anunay Sinha
Contributing Authors: Dustin Grabowski